


SIB216 Sensor Interface Board APD Array

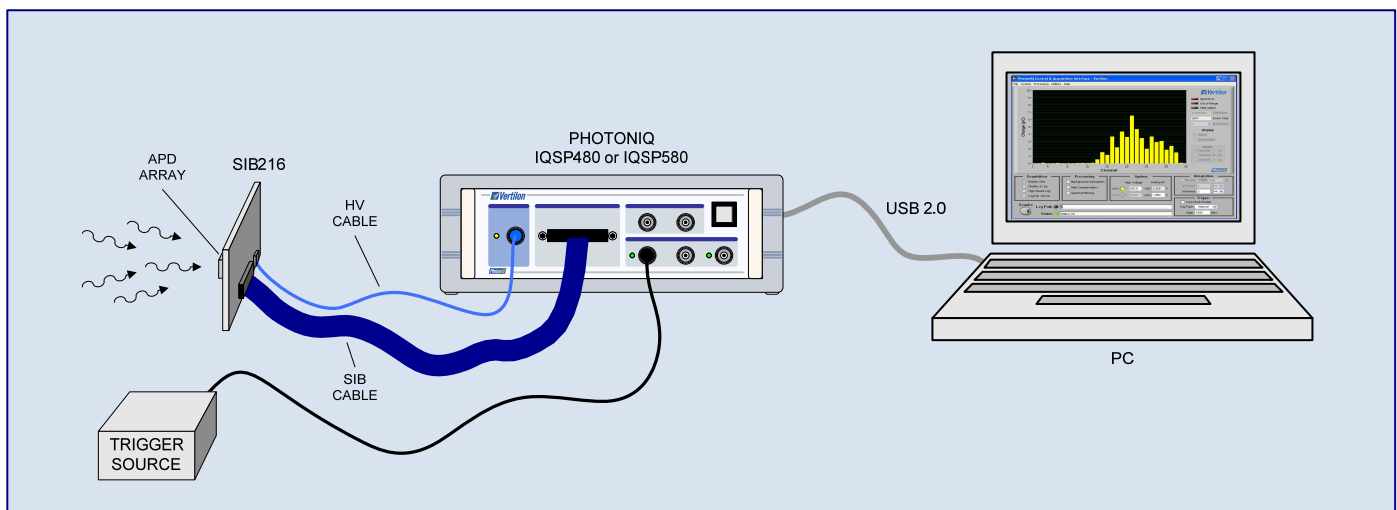
Product Sheet

Description

The SIB216 Sensor Interface Board (SIB) provides the electrical and mechanical connectivity between a Silicon Sensor 500038 (Pacific Silicon Sensor AD-LA-16-9-DIL18) avalanche photodiode (APD) array and a Vertilon PhotoniQ multi-channel data acquisition system. The APD array mounts directly to the bottom of the SIB216 through 18 socket pins where electrical connections to the cathodes of the 16 avalanche photodiode elements are made. These signals are routed to the SIB connector located on the top of the board. The SIB connector conforms to Vertilon's standard, low-noise, multi-channel, cable interconnection system. It mates to a micro-coaxial cable assembly that connects the 16 APD cathodes to the PhotoniQ. The high voltage bias to the common anode of the APD array is made through a separate dedicated connector where a high voltage cable connects between it and the high voltage output on the PhotoniQ. A passive circuit on the SIB216 divides the raw high voltage output from the PhotoniQ by a factor of three for input to the APD array.

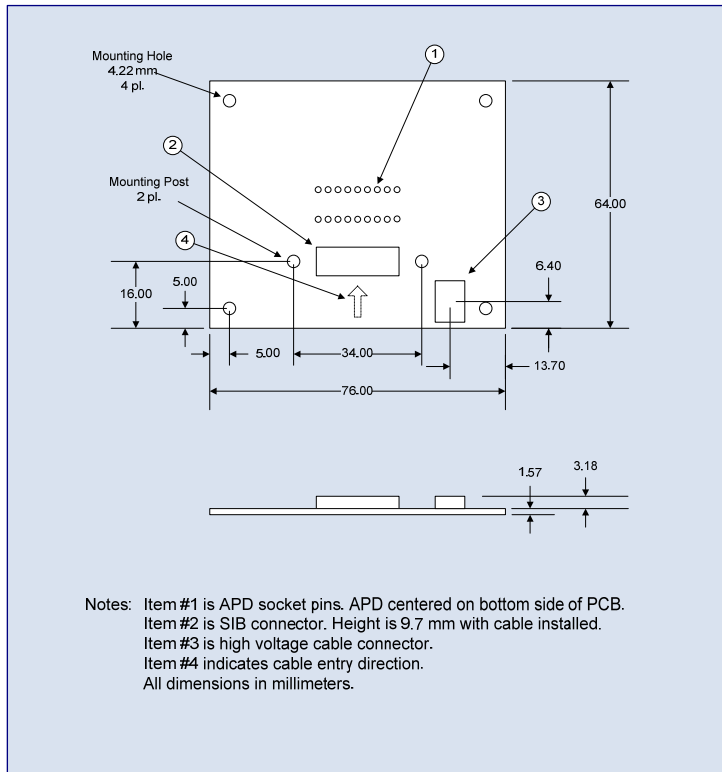


Typical Setup

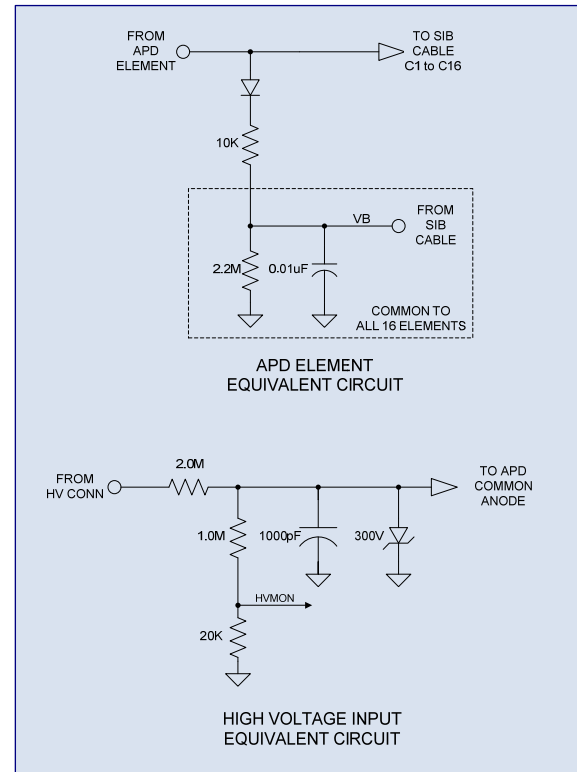


In a typical setup the Silicon Sensor 500038 APD array is plugged into the SIB216 Sensor Interface Board which in turn connects to a Vertilon PhotoniQ IQSP480 or IQSP580 multi-channel data acquisition system using a SIB cable. When triggered from an external source, the PhotoniQ integrates and digitizes the 16 charge signals from the array and outputs a data packet to the PC over a USB connection. The PhotoniQ also supplies the high voltage bias to the common anode of the APD array through a specialized high voltage cable.

Mechanical Data



Electrical Data



General Safety Precautions

Warning: HIGH VOLTAGES – Voltages can exceed 1000V

Operate device within specified range

Electrostatic discharge sensitive

Do not operate in wet, damp or explosive atmosphere

See Silicon Sensor 500038 datasheet or Pacific Silicon Sensor AD-LA-16-9-DIL18 data sheet for specific handling information

SIB Connector Pinout

#	NAME	#	NAME
1	VB	2	HVMON
3	SIB DIN	4	SIB CLK
5	C16	6	N/C
7	C15	8	N/C
9	C14	10	N/C
11	C13	12	N/C
13	C12	14	N/C
15	C11	16	N/C
17	C10	18	N/C
19	C9	20	N/C
21	C8	22	N/C
23	C7	24	N/C
25	C6	26	N/C
27	C5	28	N/C
29	C4	30	N/C
31	C3	32	N/C
33	C2	34	N/C
35	C1	36	N/C
37	SIB DOUT	38	SIB NCS
39	SIBDAC	40	+5V

Pins 3, 4, 37, 38, 39, 40 used by PhotonIQ and should be left unconnected

Pin 1 grounded when not connected to a PhotonIQ

Ground supplied through cable shielding



AP Technologies Limited The Coach House Watery Lane Bath BA2 1RL
 T: +44 (0) 1225 780 400 F: +44 (0) 8701 266 449 E: info@aptechnologies.co.uk



Vertilon Corporation has made every attempt to ensure that the information in this document is accurate and complete. Vertilon assumes no liability for errors or for any incidental, consequential, indirect, or special damages including, without limitation, loss of use, loss or alteration of data, delays, lost profits or savings, arising from the use of this document or the products which it accompanies. Vertilon reserves the right to change its products without prior notice. No responsibility is assumed by Vertilon for any infringements of patents or other rights of third parties which may result from the use of its products. No license is granted by implication or otherwise under the patent and proprietary information rights of Vertilon Corporation.

© 2010 Vertilon Corporation, ALL RIGHTS RESERVED

PS2702.2.5 Oct 2010

Vertilon Corporation, 66 Tadmuck Road, Westford, MA 01886 / Tel: (978) 692-7070 / Fax: (978) 692-7010 / www.vertilon.com