

# High Power Laser Diode Chip



## Part Number: CHP-108

High Power Chip  
Multi-Mode Fabry-Perot  
CW Wavelength at 1470nm



## Features

- High Output Power
- High Dynamic Range
- High Efficiency
- Standard Bare Die
- Cost Effective

## Application

- Professional Medical
- Home Medical
- Laser Rangefinders



SemiNex delivers the highest available power at infrared wavelengths between 12xx and 19xx nm. When necessary, we will further optimize the design of our InP & GaSb laser chips to meet our customers' specific optical and electrical performance needs. Diodes, bars and packages are tested to meet customer and market performance demands. Typical results and packaging options are shown. Contact SemiNex for additional details or to discuss your specific requirements.

SemiNex Corporation • 153 Andover Street, Suite 201, Danvers, MA 01923 • 978-326-7700 • sales@seminex.com

# High Power Laser Diode Chip



## Specification

CHP-108



Optical	Symbol	Typ.	Units
Center Wavelength	$\lambda_c$	1470	nm ( $\pm 20$ )
Output Power (CW)*	$P_{out}$	5	watts ( $\pm 10\%$ )
Chip Cavity Length	CL	2500	$\mu\text{m}$
Emitter Width	W	95	$\mu\text{m}$
Spectral Width FWHM	$\Delta\lambda$	15	nm
Slope Efficiency	$\eta$	0.4	W/A
Fast Axis Div.	$\theta_{\perp}$	28	deg FWHM
Slow Axis Div.	$\theta_{\parallel}$	9	deg FWHM
Electrical	Symbol		Units
Power Conversion Eff.	$\eta$	23	%
Threshold Current	$I_{TH}$	0.5	A
Operating Current	$I_{op}$	13	A
Operating Voltage	$V_{op}$	1.7	V
Mechanical		Range	Units
Operating Temp.**		-40 to 60	$^{\circ}\text{C}$
Storage Temp.		-40 to 80	$^{\circ}\text{C}$

\*Specified values are rated on B-mounts at a constant heat sink temperature of 20°C.

\*\*High temperature operation will reduce performance and MTTF.  
Unless otherwise indicated all values are nominal.

# High Power Laser Diode Chip

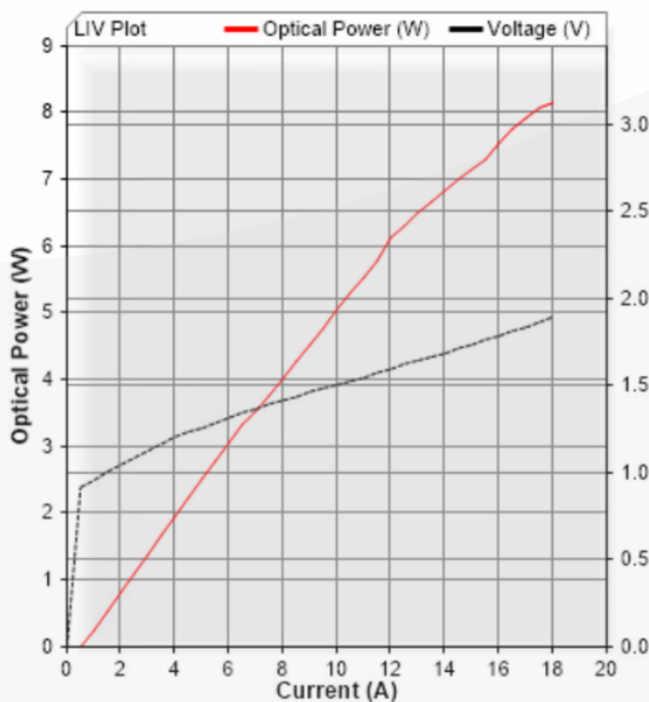


## SemiNex Laser Diodes CHP-108

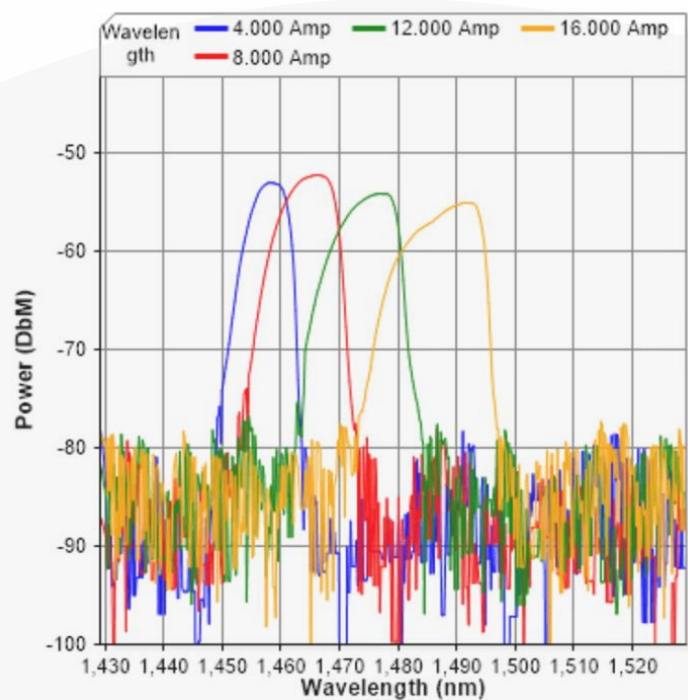
### Graphs & Data



#### Typical L-I-V Characteristics



#### Typical Output Spectrum



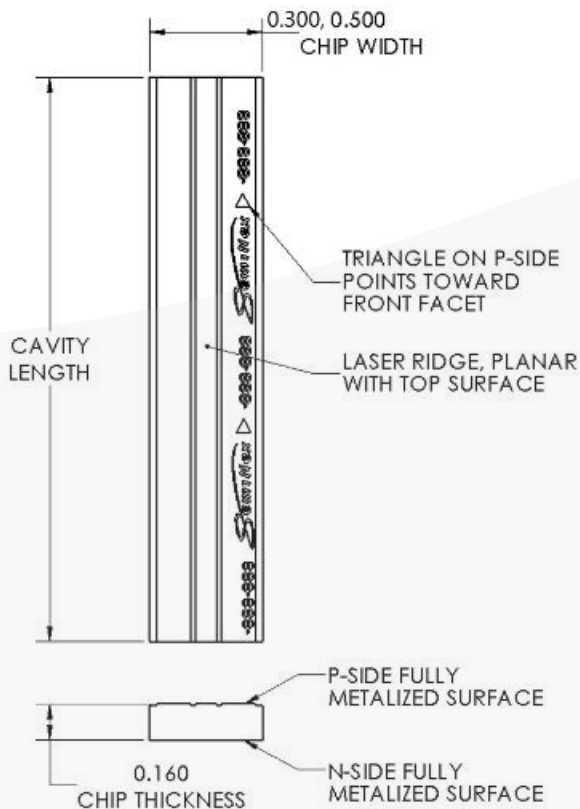
\*Graphs and Data were collected from mounted parts

SemiNex Corporation • 153 Andover Street, Suite 201, Danvers, MA 01923 • 978-326-7700 • sales@seminex.com

# High Power Laser Diode Chip



## Mechanical Drawing



### CHIP ATTRIBUTES

APERTURE WIDTH ( $\mu\text{m}$ )	Single Mode (4, 5) $\pm 1$ Multi Mode (50, 95, 180, 350) $\pm 3$
CHIP WIDTH ( $\mu\text{m}$ )	300, 500 $\pm 10$
THICKNESS ( $\mu\text{m}$ )	160 $\pm 10$
CAVITY LENGTH ( $\mu\text{m}$ )	Varies $\pm 10$

### P METALIZATION

MATERIAL	THICKNESS (nm)	TOLERANCE (nm)
Ti	50	$\pm 10$
Pt	125	$\pm 25$
Au	250	$\pm 50$

### N METALIZATION

MATERIAL	THICKNESS (nm)	TOLERANCE (nm)
Ti	30	$\pm 10$
Pt	125	$\pm 25$
Au	400	$\pm 40$

All statements, technical information and recommendations related to the product herein are based upon information believed to be reliable or accurate. The accuracy or completeness herein is not guaranteed, and no responsibility is assumed for any inaccuracies. The user assumes all risks and liability whatsoever in connection with the use of a product or its application. SemiNex Corporation reserves the right to change at any time without notice the design, specification, deduction, fit or form of its described herein, including withdrawal at any time of a product offered for sale herein. Users are encouraged to visit [www.seminex.com](http://www.seminex.com) for the latest data. SemiNex Corporation makes no representations that the products herein are free from any intellectual property claims of others. Please contact SemiNex for more information. 2024 SemiNex Corporation



SemiNex Corporation • 153 Andover Street, Suite 201, Danvers, MA 01923 • 978-326-7700 • [sales@seminex.com](mailto:sales@seminex.com)