


External Cavity Laser 14-pin Butterfly Narrow Linewidth Single-Frequency



Part Number: 14BF-313

External Cavity Laser
14BF Narrow Linewidth Single-Frequency
CW Wavelength at 1550nm C-Band



Features

- Narrow linewidth (<3 kHz)
- Central wavelength 1550 nm or other C band
- Good wavelength stability
- Low power dissipation
- Ultra-low RIN, excellent SMSR
- **SemiNex RSOA Chip Inside**

Application

- Fiber optical sensing: acoustic & seismic interferometric sensing, Oil & Gas - exploration and production
- LiDAR and industrial metrology
- Optical measurements and instrumentation



SemiNex delivers the highest available power at infrared wavelengths between 12xx and 19xx nm. When necessary, we will further optimize the design of our InP & GaSb laser chips to meet our customers' specific optical and electrical performance needs. Diodes, bars and packages are tested to meet customer and market performance demands. Typical results and packaging options are shown. Contact SemiNex for additional details or to discuss your specific requirements.


SemiNex Corporation • 153 Andover Street, Suite 201, Danvers, MA 01923 • 978-326-7700 • sales@seminex.com

External Cavity Laser
 14-pin Butterfly
 Narrow Linewidth Single-Frequency



Specification

14BF-313



Optical	Symbol	Min.	Typ.	Max.	Units
Center Wavelength	λ_c		1550 or C band		nm
Linewidth (Lorentzian)	FWHM			3	kHz
Fiber Output Power	Pf		10		mW
Side Mode Suppression	SMSR		55		dB
Polarization Extinction Ratio	PER	20			dB
Random Intensity Noise	RIN			-145	dB/Hz
Optical Isolation	ISO		50		dB
Operating Temperature	T _O	-20		60	°C
Storage Temperature	T _S	-40		85	°C
Operating Humidity	%	5		85	

Parameter	Symbol	Min.	Typ.	Max.	Unit
LD Voltage	V _{LD}		1.6	1.8	V
LD Current	I _{LD}		150	300	mA
TEC Voltage	V _{TEC}		1.8	2.5	V
TEC Current	I _{TEC}		1	1.5	A
TEC Temp.	T _{TEC}		25	50	°C

*Specified values are rated at a constant heat sink temperature of 20°C.
 **High temperature operation will reduce performance and MTTF.
 Unless otherwise indicated all values are nominal.


WARNING - FIBER HANDLING

- Do NOT bend the fiber tighter than 26 mm radius during installation or handling.
- Do NOT bend the fiber tighter than 52 mm radius during normal operation or long-term use.
- Exceeding these limits may cause permanent fiber damage and increased optical loss.

High Power Laser Diode 14BF Narrow Linewidth Single-Frequency Laser



SemiNex Laser Diodes 14BF-313 Graphs & Data



Lorentzian Linewidth (2kHz)

