

Preliminary specification

RoHS

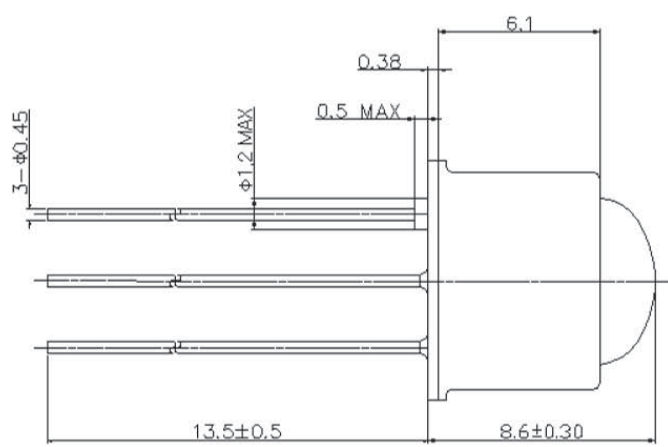
Specification

CUD49H1A

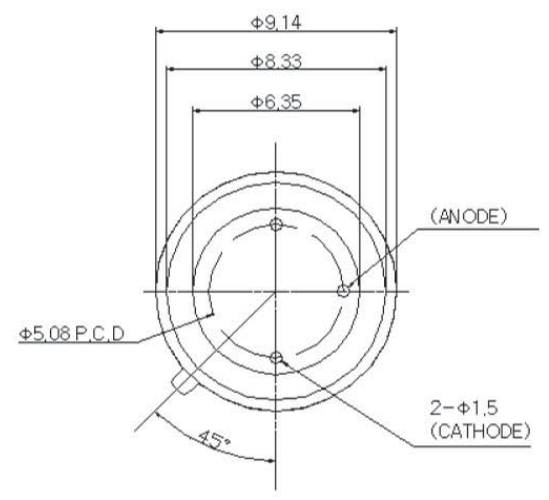
SVC		Customer
Drawn	Approval	Approval

Outline dimensions

< Package Outline >



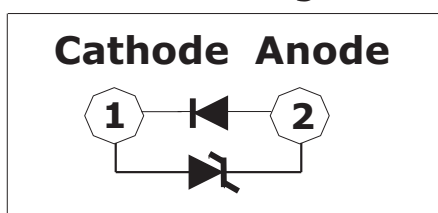
Side View



Top View

Part Number	Glass	Cap	Lead
T9H34*	UV Glass	Ni Plating iron alloy	Au Plating iron alloy

< Circuit Diagram >



Notes :

- [1] All dimensions are in millimeters.
- [2] Scale : none
- [3] Undefined tolerance is ±0.2mm

Characteristics of CUD49H1A

1. CUD49H1A (340nm)

1-1 Electro-Optical characteristics at 20mA

(Ta=25°C, RH=30%)

Parameter	Symbol	Value	Unit
Peak wavelength ^[1]	λ_p	340	nm
Radiant Flux ^[2]	Φ_e ^[3]	1.5	mW
Forward Voltage ^[4]	V_F	3.8	V
Spectrum Half Width	$\Delta\lambda$	10.4	nm
View Angle	$2\theta_{1/2}$	5.1	deg.

1-2 Absolute Maximum Ratings

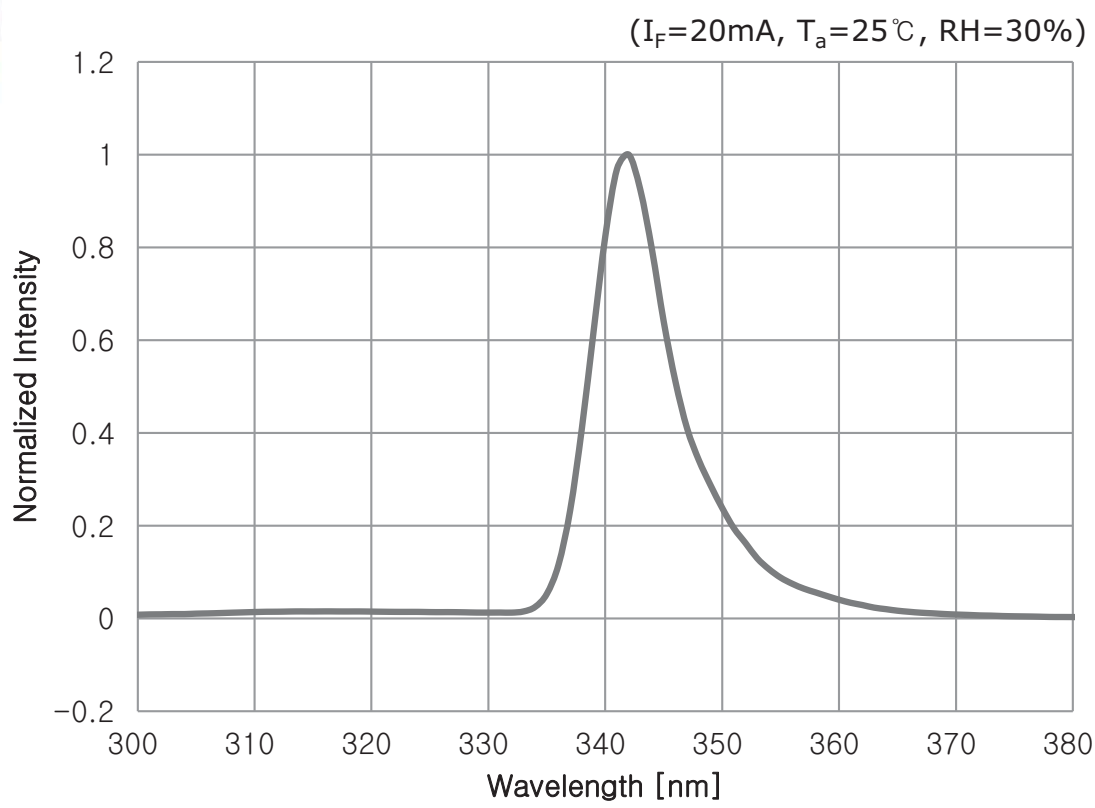
Parameter	Symbol	Value	Unit
Forward Current	I_F	30	mA
Power Dissipation	P_D	200	mW
Operating Temperature	T_{opr}	-30 ~ +60	°C
Storage Temperature	T_{stg}	-40 ~ +100	°C

Notes :

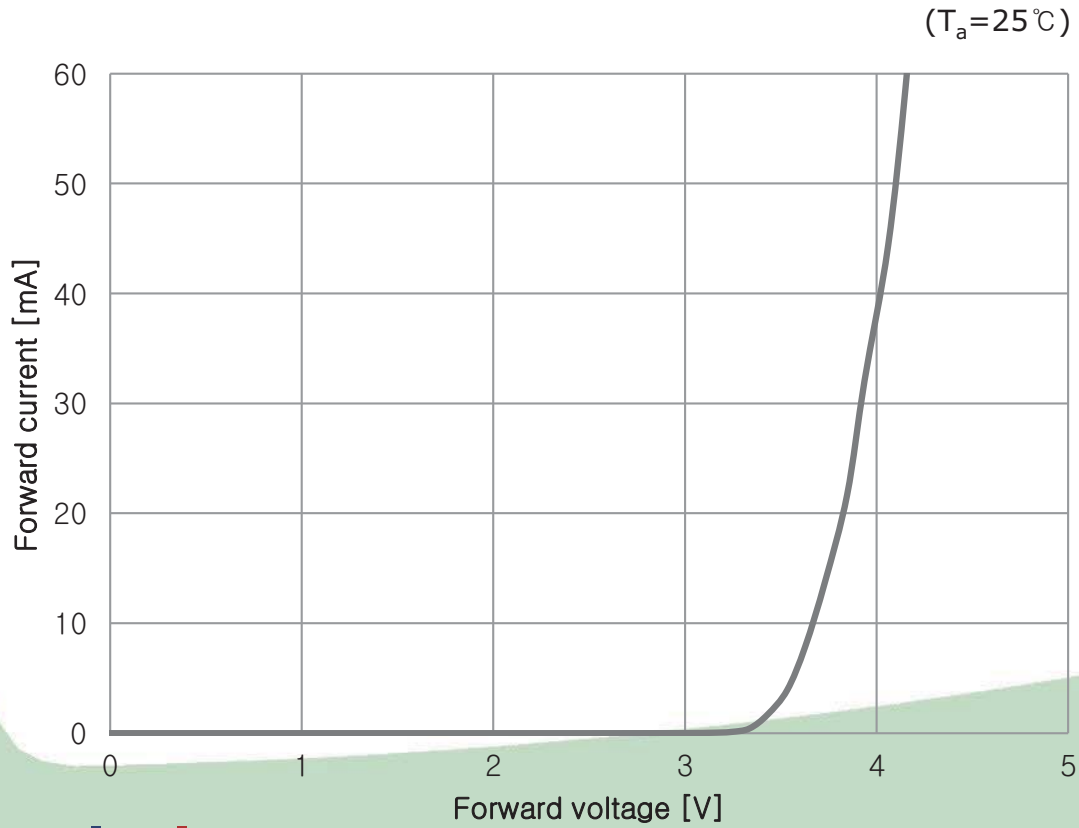
1. Peak Wavelength Measurement tolerance : ± 3 nm
2. Radiant Flux Measurement tolerance : $\pm 10\%$
3. Φ_e is the Total Radiant Flux as measured with an integrated sphere.
4. Forward Voltage Measurement tolerance : $\pm 3\%$

Characteristic Diagrams

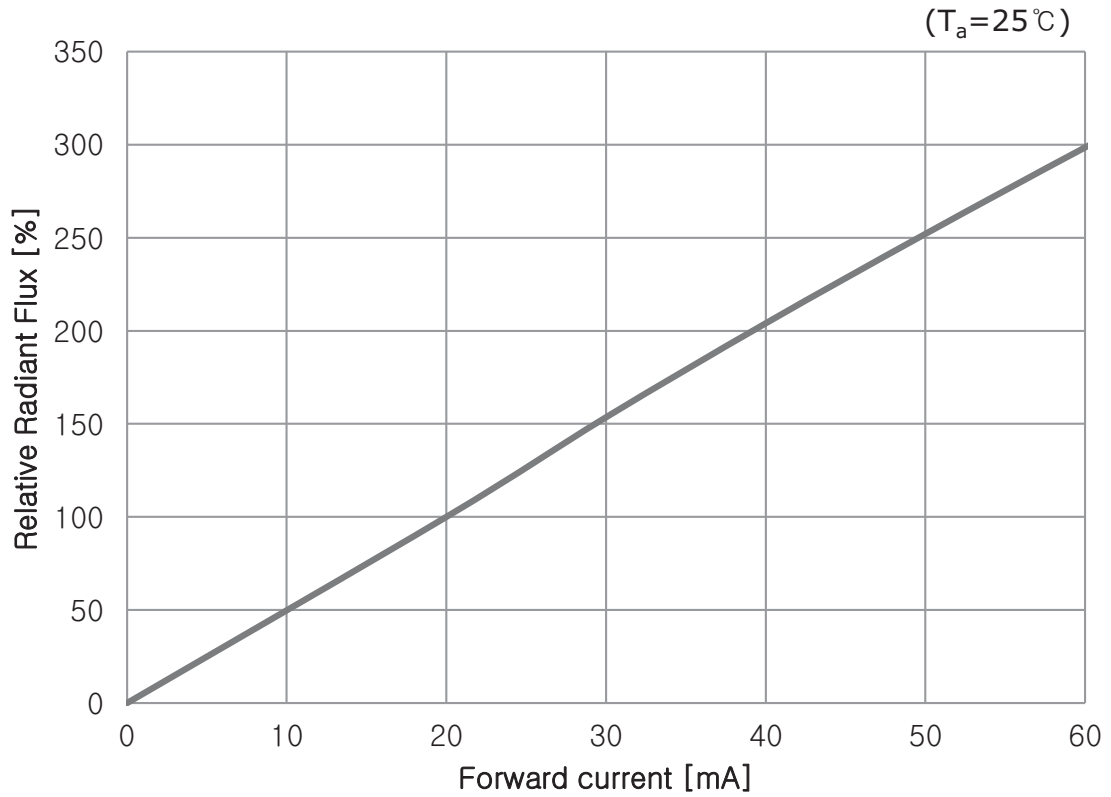
1. Spectral Power Distribution



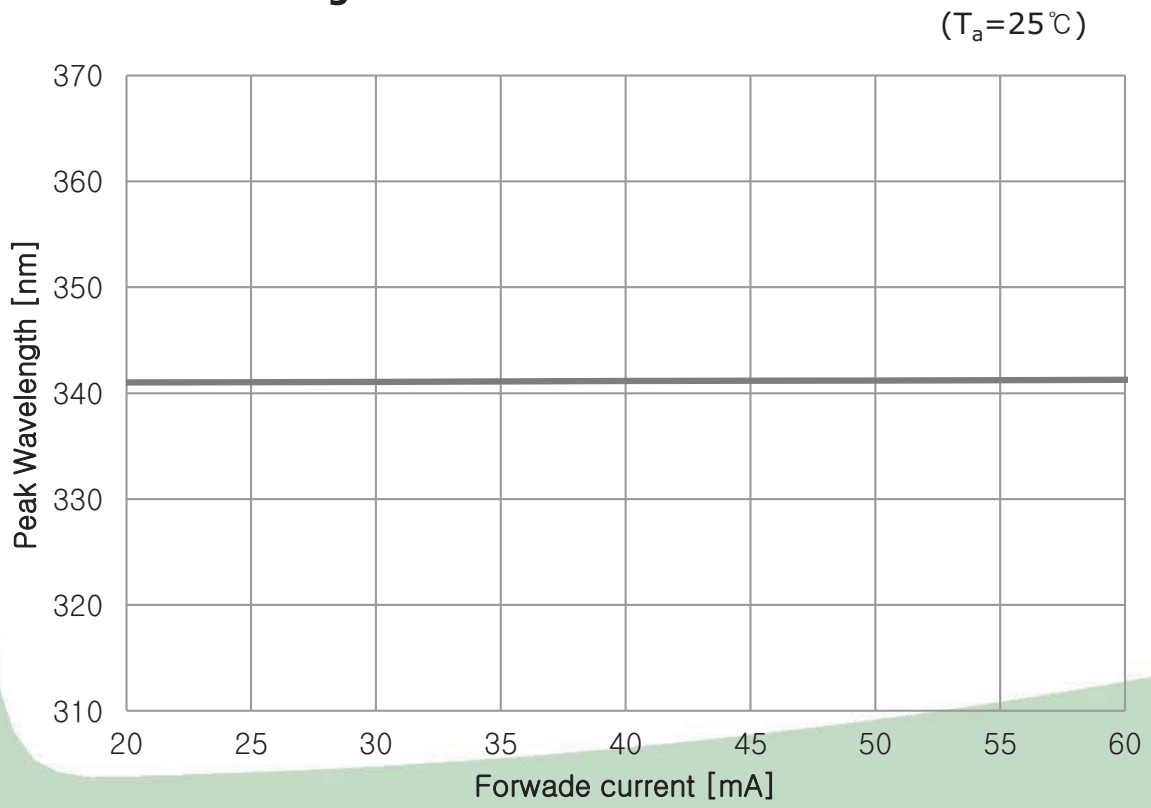
2. Forward current vs. Forward Voltage



3. Relative Radiant Flux vs. Forward Current

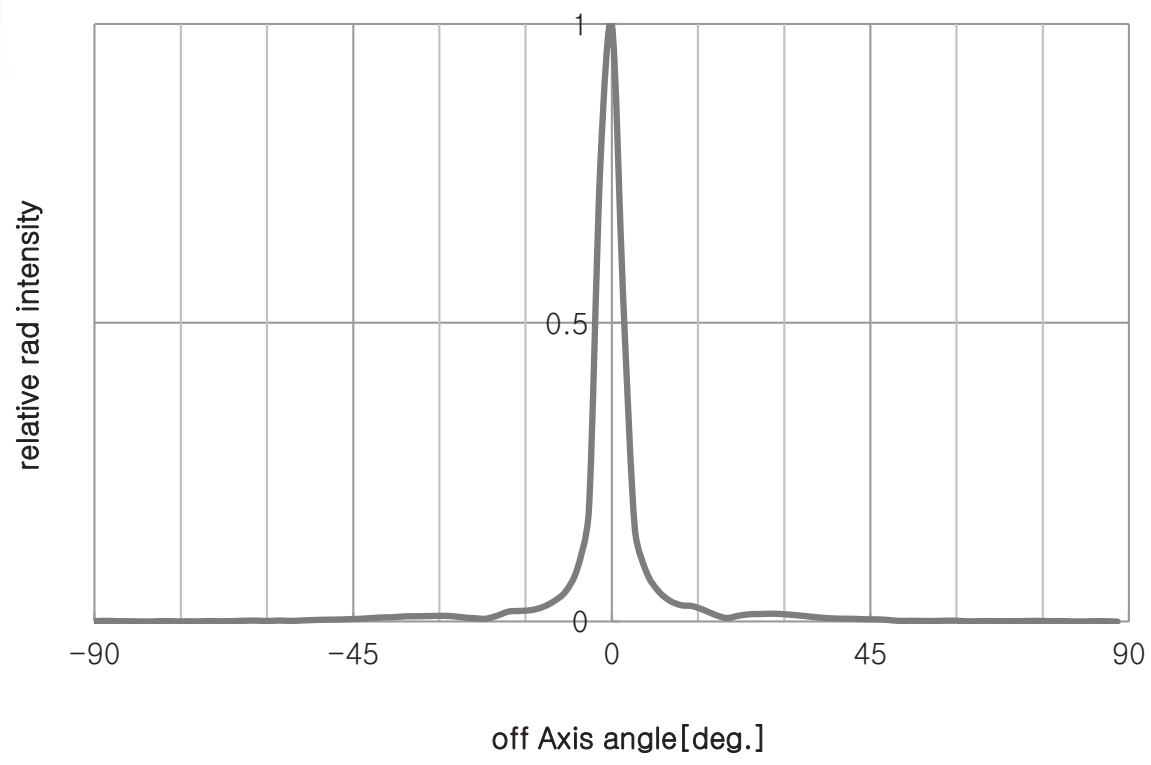


4. Peak Wavelength vs. Forward current

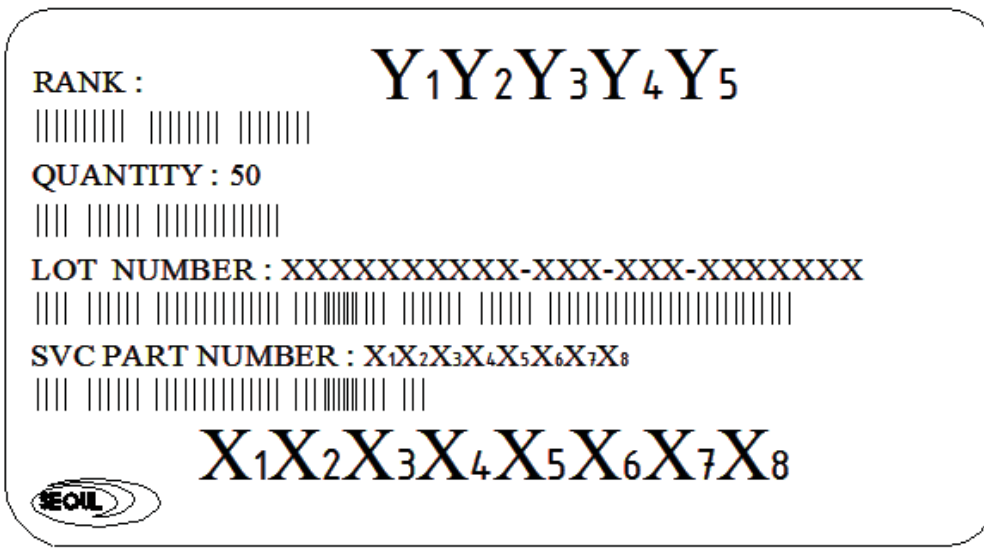


5. Radiant Pattern

($I_F=20\text{mA}$)



3. Label



4. SVC PART NUMBER : $X_1 X_2 X_3 X_4 X_5 X_6 X_7 X_8$

X_1		X_2		$X_3 X_4$		X_5		X_6		X_7		X_8	
Company		Product Line		Wavelength		PKG Series		Lens Type		Chip Q'ty		Ver	
SVC	C	UV	U	Deep 340	D4	TO39	9	Hemi	H	1	1	ver0	A

Precaution for use

1) Storage

- To avoid moisture penetration, we recommend storing UV LEDs in a dry box with a desiccant. The recommended temperature and Relative humidity are between 5°C and 30°C and below 50% respectively.
- LEDs must be stored properly to maintain the device. If the LEDs are stored for 3 months or more after being shipped from SVC, a sealed container with a nitrogen atmosphere should be used for storage.
- Replace the remained LEDs into the moisture-proof bag and reseal the bag after work to avoid those LEDs being exposed to moisture. Prolonged exposure to moisture can adversely affect the proper functioning of the LEDs.
- If the package has been opened more than 4 eek(MSL_2a) or the color of the desiccant changes, components should be dried for 10-12hr at 60±5°C
- The conditions of resealing are as follows
 - Temperature is 5 to 40°C and Relative humidity is less than 30%

2) Handling Precautions

- VOCs (Volatile organic compounds) emitted from materials used in the construction of fixtures can penetrate silicone encapsulants of LEDs and discolor them when exposed to heat and photonic energy. The result can be a significant loss of light output from the fixture. Knowledge of the properties of the materials selected to be used in the construction of fixtures can help prevent these issues.
- In case of attaching LEDs, do not use adhesives that outgas organic vapor.
- Soldering should be done as soon as possible after opening the moisture-proof bag.
- Do not rapidly cool device after soldering.
- Do not apply mechanical force or excess vibration during the cooling process to normal temperature after soldering.
- Components should not be mounted on warped (non coplanar) portion of PCB.
- The optical window part of LED needs to be handled carefully as below
 - Avoid touching the optical window especially with sharp tools such as Pincettes (Tweezers)
 - Avoid leaving fingerprints on optical window parts.
 - Optical window will attract dust so use covered containers for storage.
 - When populating boards in SMT production, there are basically no restrictions regarding the form of the pick and place nozzle, except that excessive mechanical pressure on the surface of optical window parts must be prevented.
 - It is not recommend to cover the optical window of the LEDs with other resin (epoxy, urethane, etc)

3) Safety for eyes and skin

- The Products emit high intensity ultraviolet light which can make your eyes and skin harmful, So do not look directly into the UV light and wear protective equipment during operation.

4) Cleaning

- This device is not allowed to be used in any type of fluid such as water, oil, organic solvent , etc.

5) Others

- The appearance and specifications of the product may be modified for improvement without notice.
- When the LEDs are in operation the maximum current should be decided after measuring the package temperature.
- The driving circuit must be designed to allow forward voltage only when it is ON or OFF. If the reverse voltage is applied to LED, migration can be generated resulting in LED damage.
- Do not handle this product with acid or sulfur material in sealed space.

	CAUTION
	<ul style="list-style-type: none"> •UV LEDs emit high intensity UV light. •Do not look directly into the UV light during operation. This can be harmful to your eyes and skin. •Wear protective eyewear to avoid exposure to UV light. •Attach caution labels to your products which contain UV LEDs. <p style="text-align: center;">Avoid direct eye and skin exposure to UV light. Keep out of reach of children.</p>

Revision history

No	Change Date	Change Issue	Version
1	2015.06.24	Preliminary specification	Rev 00