

QDLASER

QLD1061-5330 series

1053 nm DFB Laser Butterfly Package

Preliminary

C00044-05 August 2015



1. DESCRIPTION

The QLD1061-5330 series is a 1053-nm distributed feedback (DFB) laser for use in seeder for fiber lasers and sensing applications. The laser is assembled into a 14-pin butterfly package with an optical isolator, a monitor PD and a thermo-electric cooler.

2. FEATURES

- Single longitudinal mode operation at 1053 nm
- Fiber-pigtailed 14-pin butterfly package with a TEC
- Optical isolator integration
- Polarization maintaining fiber integration
- CW/Pulse operation

3. APPLICATIONS

- Seed laser for fiber lasers
- Sensing

4. ABSOLUTE MAXIMUM RATINGS

PARAMETER	SYMBOL	RATING	UNIT
Optical Output power	P_f	50	mW
LD Forward Current	I_f	250	mA
LD Reverse Voltage	V_{RLD}	2	V
TEC Drive Current	I_{TEC}	2	A
TEC Drive Voltage	V_{TEC}	4.3	V
Operation Temperature	T_c	0 to 60	°C
Storage Temperature	T_{stg}	-40 to 85	°C
Lead Soldering Temperature (5 s)	T_{sld}	230	°C

5. OPTICAL AND ELECTRICAL CHARACTERISTICS

($T_{LD} = 25^{\circ}\text{C}$, unless otherwise specified)

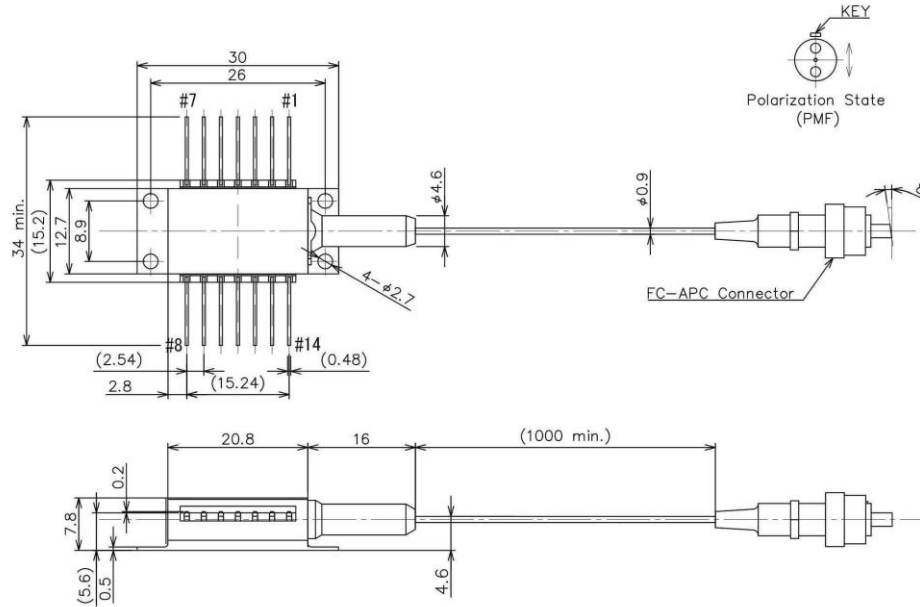
PARAMETER	SYMBOL	TEST CONDITION	MIN	TYP	MAX	UNIT
Peak Wavelength	λ_p	CW, $P_f=30$ mW	1048*	1053	1058*	nm
Temperature Coefficient of λ_p	$d\lambda_p/dT$	CW	-	0.08	-	nm/K
Current Coefficient of λ_p	$d\lambda_p/dI$	CW	-	0.008	-	nm/mA
Fiber Output Power	P_f	CW	30	-	-	mW
Threshold Current	I_{th}	CW	-	20	-	mA
Operation Current	I_{op}	CW, $P_f=30$ mW	-	150	200	mA
Operation Voltage	V_{op}	CW, $P_f=30$ mW	-	1.7	2.0	V
Sidemode Suppression Ratio	SMSR	CW, $P_f=30$ mW	-	40	-	dB
Polarization Extinction Ratio	PER	CW, $P_f=30$ mW	15	20		dB
Monitor PD Current	I_m	CW, $P_f=30$ mW	50	100	500	μA
Thermistor Resistance	R_{th}	$T_{LD} = 25^{\circ}\text{C}$, $B=3900$ K	9.5	10	10.5	$\text{k}\Omega$

*Peak wavelength tolerance of +/- 1nm is available as an option.

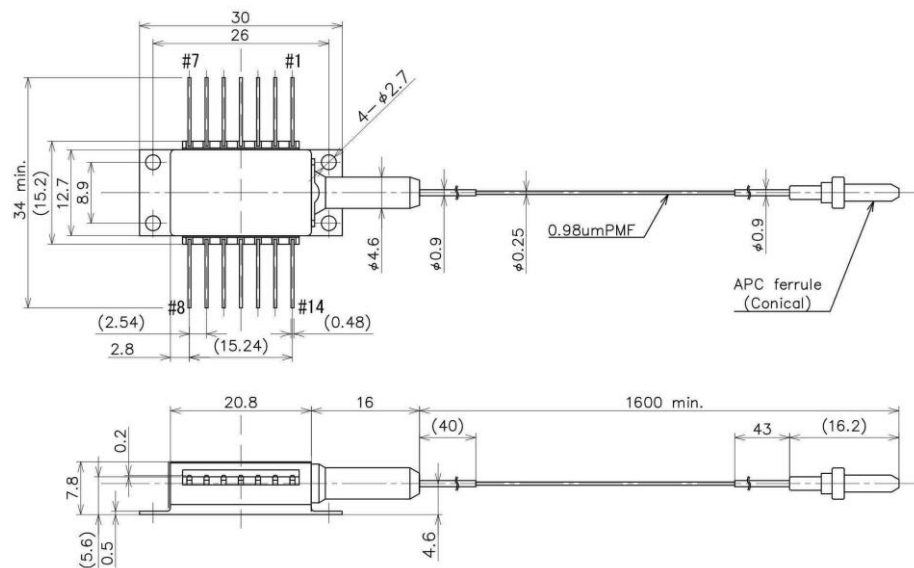
6. PRODUCT PART NUMBER

Part Number	Fiber Type	Fiber Diameter	Connector
QLD1061-5330	Polarization maintaining fiber	900 μm	FC/APC
QLD1061-5330-11		250 μm	Ferrule

7. OUTLINE DRAWING



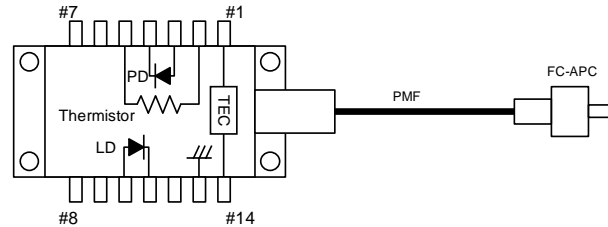
(a) 900 μm fiber diameter and FC/APC connector type (QLD1061-5330)



(b) 250 μm fiber diameter and ferrule type (QLD1061-5330-11)

8. PIN CONFIGURATION

No.	Description	No.	Description
1	TEC (+)	8	NC
2	Thermistor	9	NC
3	PD Anode	10	Laser Anode
4	PD Cathode	11	Laser Cathode
5	Thermistor	12	NC
6	NC	13	Case Ground
7	NC	14	TEC (-)



9. NOTICE

- Safety Information

This product is classified as Class 3B laser product, and complies with 21 CFR Part 1040.10.

Please do not take a look at laser lighting in operations since laser devices may cause troubles to human eyes.

Please do not eat, burn, break and make chemical process of the products since they contain GaAs material.

- Handling products

Semiconductor lasers are easily damaged by external stress such as excess temperature and ESD.

Please pay attention to handling products, and use within range of maximum ratings.

QD Laser takes no responsibility for any failure or unusual operation resulting from improper handling, or unusual physical or electrical stress.

- RoHS

This product conforms to RoHS compliance related EU Directive 2011/65/EU.

<p>DANGER</p> <p>INVISIBLE LASER RADIATION AVOID DIRECTION EXPOSURE TO BEAM</p> <p>MAXIMUM OUTPUT 300 mW WAVELENGTH 1000~1200 nm CLASS 3B LASER PRODUCT</p>	<p>LASER DIODE</p> <p>AVOID EXPOSURE-Invisible Laser Radiation is emitted from this aperture.</p>
<p>This product complies with 21 CFR Part 1040.10</p> <p>QD Laser, Inc.</p> <p>1-1 Minamiwataridacho, Kawasaki-ku, Kawasaki, Kanagawa, 210-0855 Japan</p>	

QD Laser, Inc.

Contact : info@qdlaser.com <http://www.qdlaser.com>

Copyright 2010-2015 All Rights Reserved by QD Laser, Inc.

Keihin Bldg. 1F 1-1 Minamiwatarida-cho, Kawasaki-ku, Kawasaki, Kanagawa Zip 210-0855 Japan

All company or product names mentioned herein are trademarks or registered trademarks of their respective owners. Information provided in this data sheet is accurate at time of publication and is subject to change without advance notice.