

FEATURES

- Narrow Beam Angle
- Convenient TO-39 Package with Leads
- Hermetic Package

Electro-Optical Characteristics at 25 °C

Parameters	Test Conditions	Min	Typ	Max	Units
Total Power Output, P _o	I _F = 350 mA	80	170		mW
Peak Emission Wavelength, λ _P	I _F = 350 mA		635		nm
Spectral Bandwidth at 50 %, Δλ	I _F = 350 mA		20		nm
Dominant Wavelength, λ _d	I _F = 350 mA		624		nm
Half Intensity Beam Angle, θ	I _F = 350 mA		7		Deg
Forward Voltage, V _F	I _F = 350 mA		2.3	3.0	V
Reverse Breakdown Voltage, V _R	I _R = 5 μA	10			V

Absolute Maximum Ratings at 25°C

Parameters	Units
Continuous Forward Current	500 mA
Reverse Voltage	10 V
Lead Soldering Temperature (1/16" from case for 10 sec)	260°C

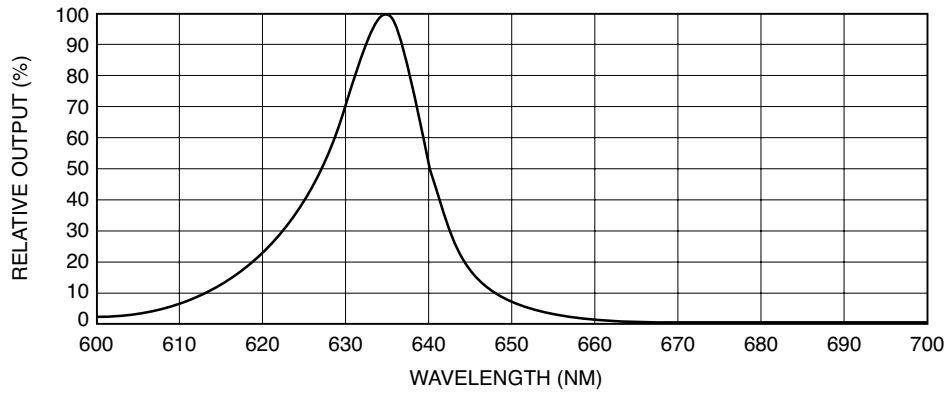
Thermal Parameters

Parameters	Units
Storage and Operating Temperature Range	-55°C to 100°C
Maximum Junction Temperature	115°C
Thermal Resistance, R _{THJA} ¹	150°C/W Typical
Thermal Resistance, R _{THJA} ²	60°C/W Typical

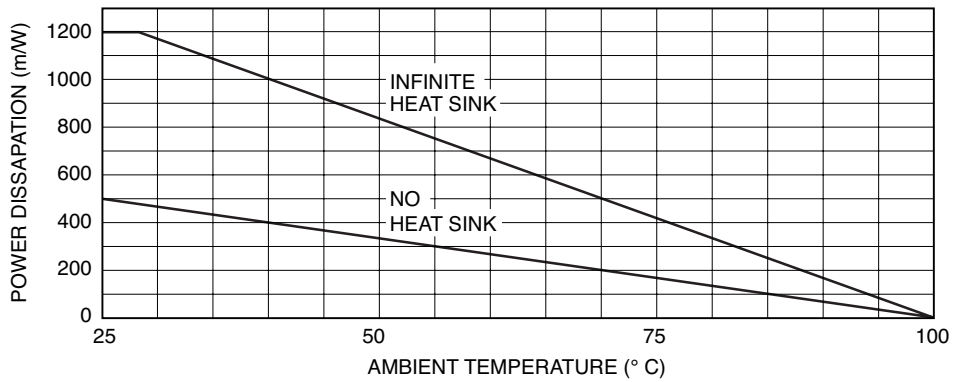
¹ Heat transfer minimized by measuring in still air with minimum heat conducting through leads.

² Air circulating at a rapid rate to keep case temperature at 25°C.

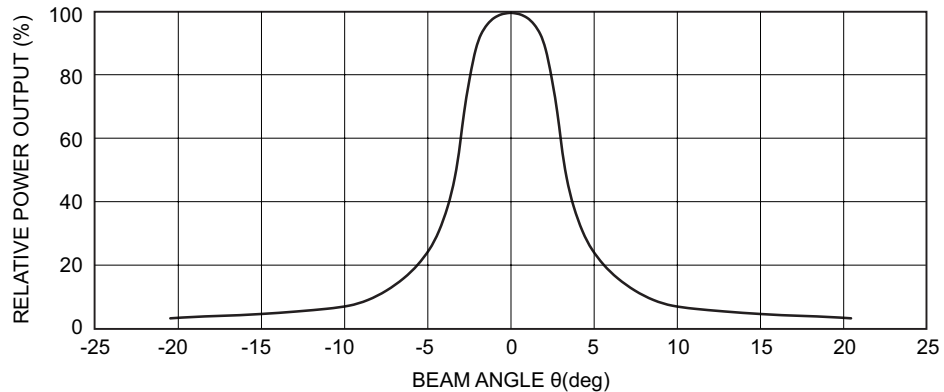
Spectral Output



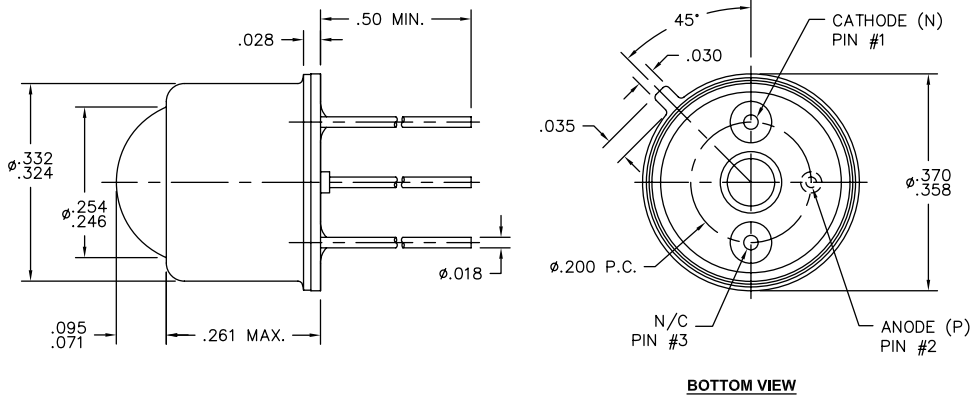
Maximum Rated Thermal Derating Curve



Typical Radiation Pattern



Package Information



Dimensions are nominal values in inches unless otherwise specified.

Specifications are subject to change without prior notice.