

FEATURES

- Ideal for Electron Detection
- Circular Active Area

Electro-Optical Characteristics at 25°C (Per Element)

Parameters	Test Conditions	Min	Typ	Max	Units
Active Area (per element)			36.5		mm ²
Responsivity	(see graphs on next page)	0.07	0.08	0.09	A/W
Shunt Resistance, R _{SH}	V _R = ± 10 mV	10			MOhm
Reverse Breakdown Voltage, V _R	I _R = 1 µA	5			Volts
Capacitance, C	V _R = 0 V		2	6	nF
Rise Time	V _R = 2 V, R _L = 50 Ω			2	usec

Thermal Parameters

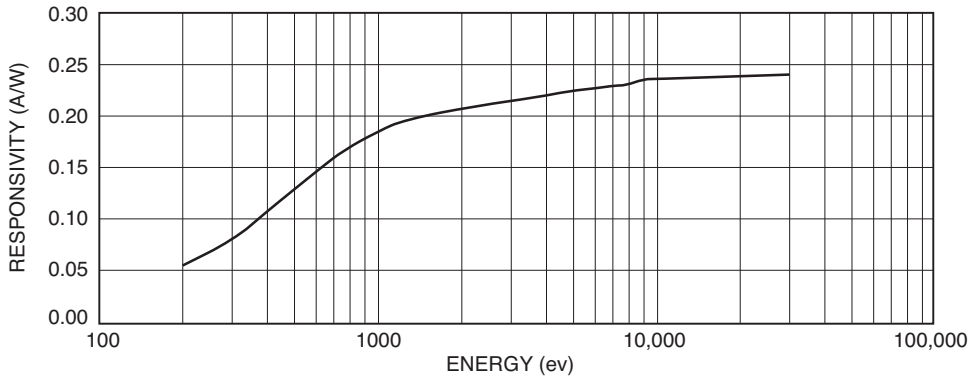
Storage and Operating Temperature Range	Units
Ambient ¹	-10°C to 40°C
Nitrogen or Vacuum	-20°C to 80°C
Maximum Junction Temperature	70°C
Lead Soldering Temperature ²	260°C

¹ Temperatures exceeding these parameters may create oxide growth on the active area. Over time responsivity to low energy radiation and wavelengths below 150 nm will be compromised.

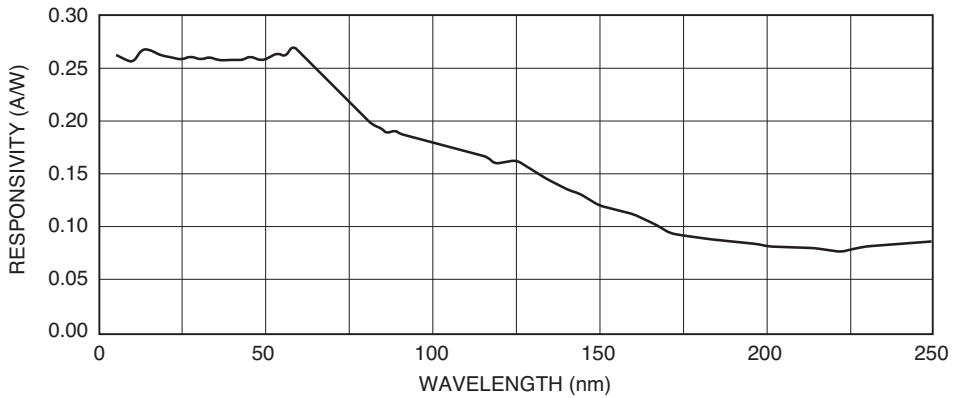
² 0.080" from case for 10 seconds.

Shipped with temporary cover to protect photodiode and wire bond. Review Opto Diode, "Handling Precautions for IRD Detectors", prior to removing cover.

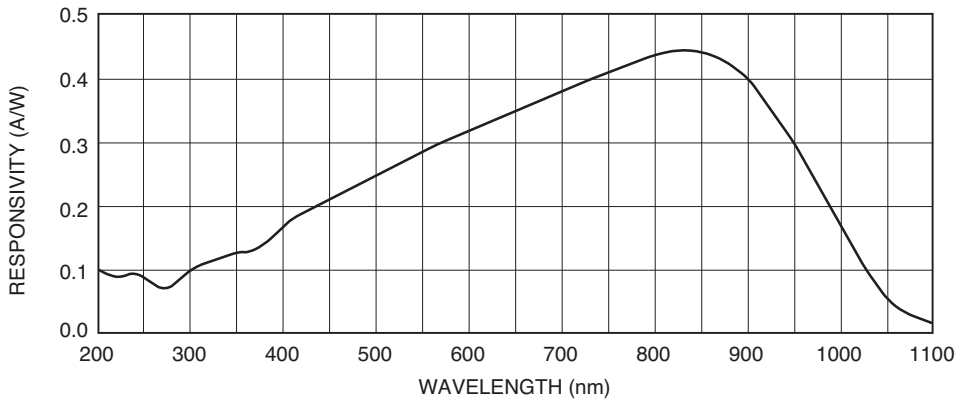
Typical Electron Response



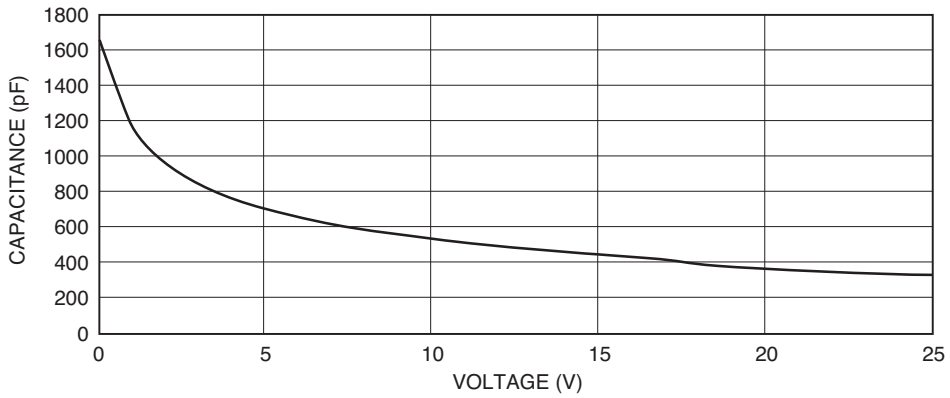
Typical EUV-UV Photon Response



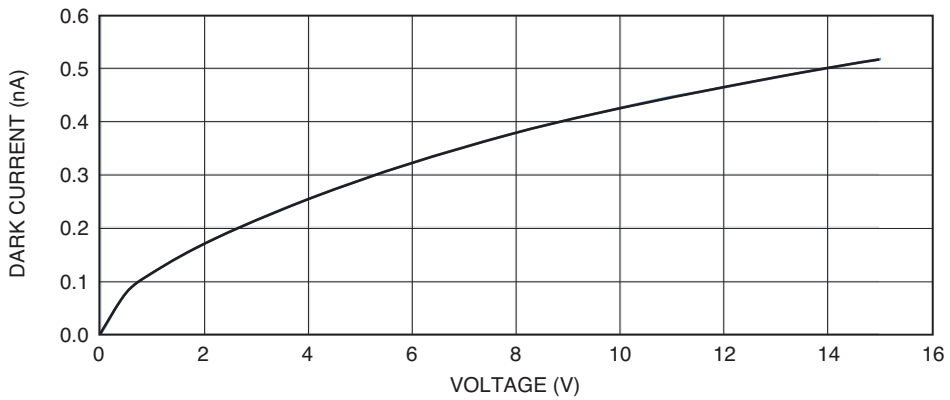
Typical UV-VIS-NIR Photon Responsivity



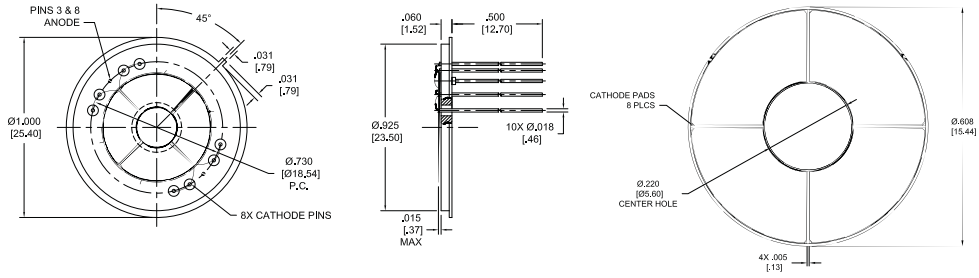
Capacitance vs. Voltage



Dark Current vs. Voltage



Package Information



Dimensions are in inch [metric] units.

Specifications are subject to change without prior notice.

1260 Calle Suerte, Camarillo, California 93012
 Phone: +1 805.499.0335 | Fax: +1 805.499.8108 | sales@optodiode.com | www.optodiode.com