

Single Mode VCSEL 850 nm with Photodiode, 1 mW



IMV-850-1-PL-TO46 with photodiode
850 nm polarization locked single mode VCSEL in TO46

APPLICATIONS

- Optical sensor applications
- Optical encoder
- 2D imaging (facial recognition)
- Industrial speed and distance sensors (LIDAR)
- Targeting

FEATURES

- Single mode VCSEL
- VCSEL chip by **COHERENT**
- Wavelength 850 nm
- Hermetically sealed
- Single transverse and longitudinal mode
- Circular beam profile, Gaussian
- Polarization locked emission
- Compact TO-46 can, with integrated photodiode
- Low power consumption
- High reliability
- RoHS compliant
- Made in Europe

ABSOLUTE MAXIMUM RATINGS

PARAMETER	MAX RATINGS	UNIT	CONDITIONS
Continuous operating current	8	mA	
Continuous reverse voltage	8	V	
PCB solder or reflow temperature	+260	°C	max. 10 seconds

Storage temperature: -20°C to +85°C

Operating temperature: +5°C to +45°C

Individual. Innovative. Exceptional.

IMM Photonics GmbH | Ohmstraße 4 | 85716 Unterschleißheim | Germany | imm-photonics.de

Single Mode VCSEL 850 nm

with Photodiode, 1 mW

ELECTRO-OPTICAL CHARACTERISTICS

PARAMETER	RATINGS			UNIT	CONDITIONS
	MIN	TYP	MAX		
Emission wavelength (λ_{peak})	840	850	860	nm	T = +25°C
SM optical output power (P_{SM})	0.9	1		mW	T = +25°C
Side mode suppression ratio (SMSR)	10			dB	T = +25°C, $P_{\text{op}} = 0.9$ mW
Optical power variation over temperature ($P(T) - P_{\text{op}}$)	-200		+120	μW	I_{op} , T = +5 to +45°C
Beam divergence ($\theta_{\text{FW1/e}^2}$)	+12	+17	+21	deg	T = +25°C, $P_{\text{op}} = 1$ mW
Accuracy of polarization direction* (δ_{pol})	-15		+15	deg	T = +25°C, $P_{\text{op}} = 0.2$ to 1 mW
Operating voltage (U_{op})			2.3	V	T = +25°C
Operating current (I_{op})	2.3		6	mA	T = +25°C, $P_{\text{op}} = 1$ mW
Threshold current (I_{th})	1	3	5	mA	T = +25°C
Slope efficiency (η)	0.20	0.40	0.65	mW/mA	T = +25°C, $P_{\text{op}} = 0.2$ to 1 mW
Temperature coefficient of wavelength ($\partial\lambda/\partial T$)		0.05		nm/K	I_{op} , T = +5 to +45°C

SM= single mode; FW1/e^2 = full width $1/e^2$

* Polarization direction relative to the chip.

$I_{\text{Photodiode}}$: min. 32 μA , typ. 41 μA ; Conditions: $P_{\text{opt}} = 1$ mW

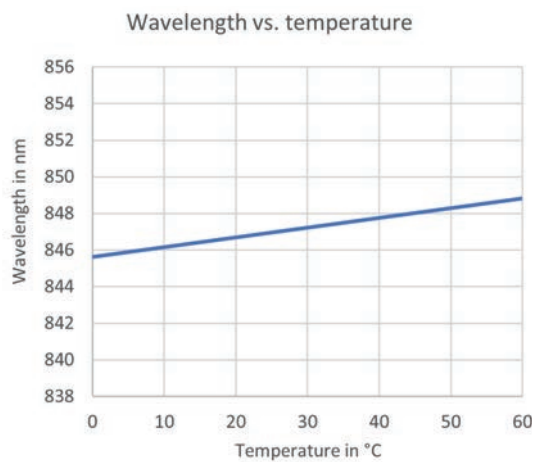
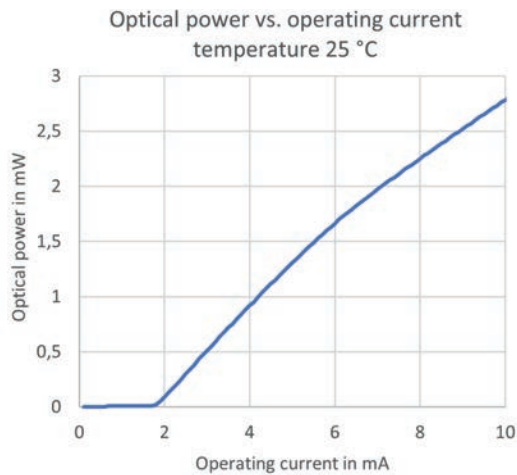
Individual. Innovative. Exceptional.

IMM Photonics GmbH | Ohmstraße 4 | 85716 Unterschleißheim | Germany | imm-photonics.de

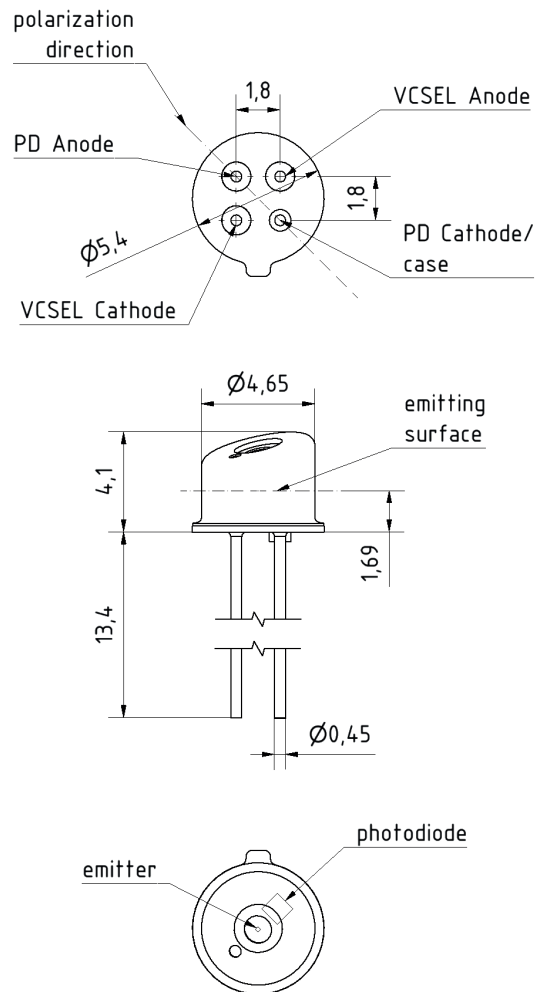
Single Mode VCSEL 850 nm

with Photodiode, 1 mW

TYPICAL CHARACTERISTIC CURVES



TO DIMENSIONS



Placement accuracy $\pm 150 \mu\text{m}$ VCSEL eye to centre of TO cap.
Placement accuracy $\pm 60 \mu\text{m}$ VCSEL eye to centre of TO header.

NOTES

Compliant with RoHS-requirements (2011/65/EU from June 8, 2011).

The above product specifications are typical values and subject to change without notice.

Release 12/2025

WE LOOK FORWARD
to solving your challenge

Individual. Innovative. Exceptional.

IMM Photonics GmbH | Ohmstraße 4 | 85716 Unterschleißheim | Germany | imm-photonics.de

